



 AT	 FI
 BE	 FR
 BG	 HR
 CN	 HU
 EE	 IT
 KR	 NL
 LV	 PL
 LT	 SI
 NO	 RO
 CH	 RU
 UA	 SE
 CZ	 SK
 DK	 UK
 ES	 DE
 PT	 HK





10

MK Illumination

10-

10

MK Illumination.



12-

MK,

MK



QUICK FIX®



SPECIAL OUTDOOR QUALITY®

OUTDOOR



MAGIC



INDOOR



ROPE LIGHT



ACCESSORIES



DESIGNS



MOUNTING





QUICK FIX® Box 10 - 11

QUICK FIX® Divider & Extension 12 - 13

QUICK FIX® Connector 14 - 15

QUICK FIX® Motif 16 - 19

QUICK FIX®

QuickFix®



- 10.800W

IP44

QuickFix® Family Products

STRING LITE®

MAGIC STRING LITE®

ICE LITE®

MAGIC DRAPE LITE®

DRAPE LITE®

MAGIC GARLAND LITE®

MESH LITE®

LED ROPE LIGHT 24

SWAG LITE®

LED ROPE LIGHT 36

LED STRING LITE®

LED MAGIC STRING LITE®

LED ICE LITE®

LED MAGIC DRAPE LITE®

LED DRAPE LITE®

LED MAGIC GARLAND LITE®

GIANT ICE LITE®




KING LITE®



QUICKFIX® Motifs




Roman Twisted®






QUICK FIX®

Box



- ① (1,2,3,4)
- ② (+ -)
- ③ 1 = 3 3600 ,
- .1800 .
- ④ 2 = 3 3600 ,
- .1800 .
- ⑤ 3 = 3 3600 ,
- .1800 .
- ⑥ 400



STRING LITE® 90 QUICK FIX® Box
QUICK FIX® Box



QUICK FIX® Box

-
- 18 000 -
-
- IP44

QUICK FIX® Box 5

014-252 

QUICK FIX® , IP44
 : .3600
 : 1800
 (SCHUKO), IP44, 3 x 2,5² . , 230 V



QUICK FIX® Box 5A

014-016 

QUICK FIX® , IP44
 : .3600
 : 1800
 (SCHUKO), IP44, 3 x 2,5² . , 230 V



QUICK FIX® Box 9

014-006 

QUICK FIX® , IP44, 3 : .3600
 : 3 3600 = 10 800 .. (CEE), IP44, 5 x 2,5
 .. 2,400 V



QUICK FIX® Box 9A


014-007 

QUICK FIX® , IP44, 3 : .3600
 : 3 3600 = 10 800 .. (CEE), IP44, 5 x 2,5
 .. 2,400 V



QUICK FIX®

Divider Extension

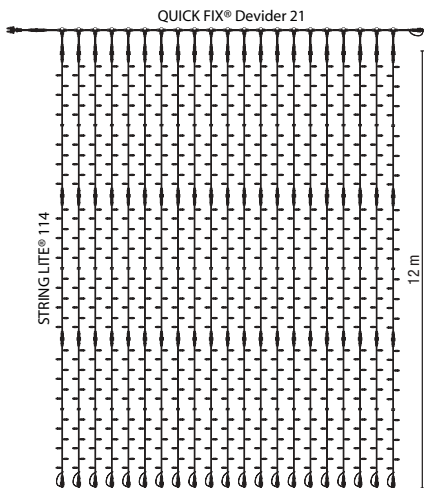


230

IP44


Σ DRAPE LITE® (=QUICK FIX®
STRING LITE®

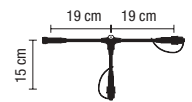
- 8
STRING LITE® QUICK FIX®




QUICK FIX® Divider 2

014-017 

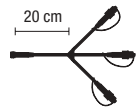
014-253 



QUICK FIX® Divider 3

014-316 

3



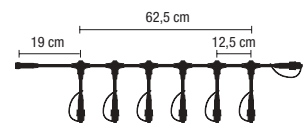
QUICK FIX® Divider 7

014-307 

7

014-308 

7



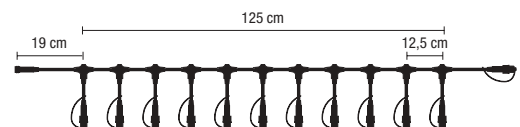
QUICK FIX® Divider 12

014-010 

12

014-248 

12



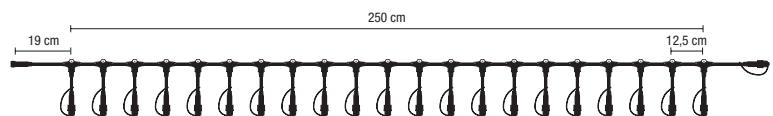
QUICK FIX® Divider 22

014-011 

22

014-249 

22



: 1800 W
: QUICK FIX®5, QUICK FIX®5A, QUICK FIX®9, QUICK FIX®9A

QUICK FIX® Extension 1

014-309 

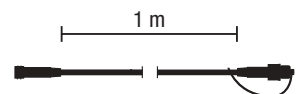
1

: 1800 W

014-310 

1

: 1800 W




QUICK FIX® Extension 3

014-013 

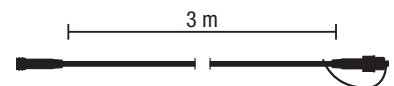
3

: 1800 W

014-014 

3

: 1800 W



QUICK FIX® Extension 10

014-008 

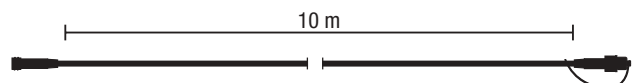
10

: 1800 W


014-009 

10

: 1800 W



QUICK FIX® Connector




230

IP44

DRAPE LITE® (=QUICK FIX®
STRING LITE®

- 8 !
STRING LITE® QUICK FIX®



QUICK FIX® Rope Connector

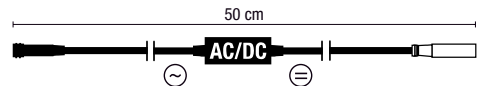
244-033  ROPE LIGHT QUICK FIX®
: 740 W



244-034  ROPE LIGHT QUICK FIX®
: 740 W


LED QUICK FIX® Rope Connector

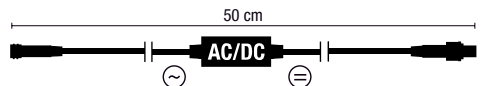
014-245  LED ROPE LIGHT QUICK FIX®
: 480 W



014-247  LED ROPE LIGHT QUICK FIX®
: 480 W

LED QUICK FIX® Connector

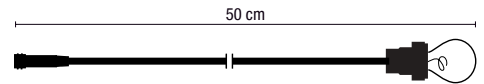
014-244  LED QUICK FIX®
: 480 W



014-246  LED QUICK FIX® Box
: 480 W

QUICK FIX® Socket Connector E27

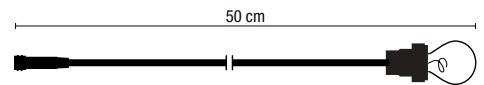
014-311  QuickFix® E27 ()



014-312  QuickFix® E27 ()

QUICK FIX® Socket Connector B22

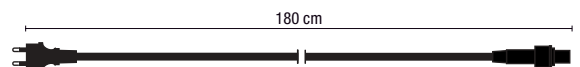
014-313  QuickFix® B22 ()



014-314  QuickFix® B22 ()

QUICK FIX® Main Connector

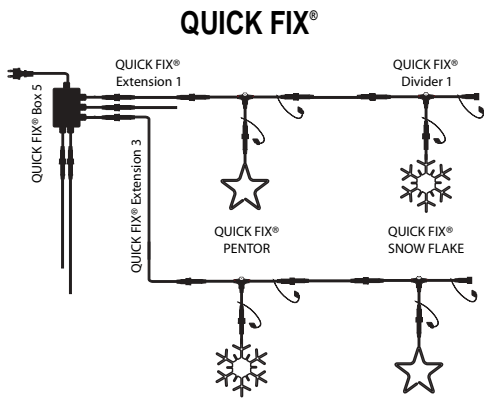

014-233  SHUKO QUICK FIX®
: 1800 W



014-234  SHUKO QUICK FIX®
: 1800 W

QUICK FIX®

Motif



IP44

2

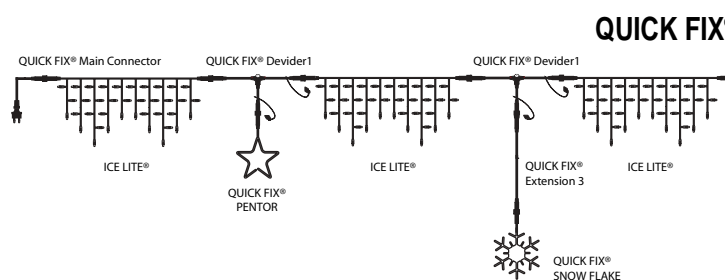
230





QUICK FIX® Ice
032-010

Ø 0.4m
0.72 kg
82.5 W



QUICK FIX® Snow Flake
032-001

Ø 0.53m
0.9 kg
82.5 W




QUICK FIX® Classic Flake
032-008

Ø 0.5m
0.81 kg
82.5 W

QUICK FIX®

Motif



IP44

2

230






QUICK FIX® Astero 1
032-009

Διάσταση: 0,6m
0,5 kg
50 W



QUICK FIX® Pentor
032-002

Διάσταση: 0,43m
0,41 kg
49,14 W



QUICK FIX® Polaris
032-007

Διάσταση: 0,5m x 0,38m
0,5 kg
50 W



QUICK FIX® Tree
032-003

Διάσταση: 0,66m x 0,32m
0,72 kg
82,5 W



QUICK FIX® Candle
032-004

Διάσταση: 0,6m x 0,33m
0,78 kg
82,5 W



QUICK FIX® Bell
032-005

Διάσταση: 0,52m x 0,41m
0,8 kg
66 W